


2019 Point-In-Time Count

Albuquerque Continuum of Care
July 2019



Prepared By:



New Mexico Coalition to
End Homelessness

Table of Contents

New Mexico Coalition to End Homelessness.....	pg.3
1. Introduction.....	pg.4
2. Questions and Limitations	pg.5
a. Limitations	pg.6
3. Point-In-Time Methodology	pg.7
4. Results.....	pg.9
a. Unsheltered data	pg.10
b. Sheltered data	pg.12
c. Transitional Housing	pg.13
5. Acknowledgements	pg.15
6. Resources	pg.16
7. Unsheltered survey	pg.17



New Mexico Coalition to End Homelessness

The New Mexico Coalition to End Homelessness (NMCEH) is a statewide non-profit committed to the planning, coordination, awareness, and advocacy of reducing and bringing an end to homelessness across the state. To ensure inclusivity of diverse stakeholders throughout the state, the NMCEH membership is comprised of numerous organizations, people and entities that are committed to ending homelessness in New Mexico, such as: nonprofit homeless service providers, government entities, private businesses, community advocates, public housing agencies, hospitals, universities, affordable housing developers, and people who are currently or have formerly experienced homelessness. NMCEH develops recommendations for communities to create resolutions for people experiencing homelessness through programs and services that fill needs within the community.

NMCEH is contracted by the City of Albuquerque to coordinate the activities of the Albuquerque Continuum of Care (CoC). For the rest of the state, known as the Balance of State (BoS) CoC, NMCEH serves as the Continuum of Care. A CoC is composed of organizational representatives including, but not limited to: nonprofit homeless service providers, victim service providers, faith-based organizations, governments, businesses, advocates, public housing agencies, school districts, social service providers, mental health agencies, hospitals, universities, affordable housing developers, law enforcement, organizations that serve homeless and formerly homeless veterans, and people who are currently, or formerly, have experienced homelessness. The CoC is more than just a funding source for housing, it is also a level of community collaboration that supports gaining access to housing and supportive services for everyone experiencing homelessness.

As the lead for the Continuums of Care, NMCEH coordinates the Point-in-Time counts for New Mexico communities. The following report goes on to explain the efforts that the Albuquerque CoC took to conduct the biennial Unsheltered and Sheltered Point-In-Time Count in 2019.

NMCEH Albuquerque contact information:

Hana Gossett
Albuquerque Continuum of Care Director
hana-g@nmceh.org
505-433-5175
www.nmceh.org

(1) Introduction

The Point-In-Time (PIT) count is a nation-wide count of individuals and families experiencing homelessness within a community on a given night, as outlined and defined by the U.S. Housing and Urban Development Department (HUD)¹. HUD requires that any community receiving funding from the McKinney-Vento Homeless Assistance Grants program conduct an annual Sheltered and a biennial Unsheltered PIT Count. The City of Albuquerque receives funding from both of the McKinney-Vento Homeless Assistance Grants, Continuum of Care and Emergency Solutions Grant, and has identified that the community benefits greatly from the engagement with our community members to better understand the trends, issues, and demographics of our fellow residents experiencing homelessness. By engaging in the annual count, we hope to provide better information to service providers, governmental entities and everyday residents of Albuquerque to work together on developing effective and solution-based interventions in addressing homelessness in the city.

This year, the night of the PIT count took place on Monday, January 28th. In order to most accurately count the number of people experiencing homelessness in Albuquerque on January 28th, NMCEH coordinated activities for the PIT count that covered the two days immediately following the night of the PIT, January 29th & 30th. NMCEH coordinated the PIT in partnership with the City of Albuquerque as the HUD-designated Continuum of Care (CoC) for Albuquerque. During these two days, we had approximately 29 volunteers canvassing neighborhoods, alleys, parks, the Bosque, meal service sites, and general service sites to engage and survey people who identified as being in a homeless situation on the night of January 28th. The purpose of this survey was to collect demographic data, information about the experience of the person's homelessness, and data that could be used to better fill in the community's knowledge of systemic gaps in services for people experiencing homelessness.

People residing in Emergency Shelters (ES) and Transitional Housing (TH), known as Sheltered, were counted by a combination of information from our state-wide Homeless Management Information System (HMIS) and a survey for programs that do not participate in HMIS (usually domestic violence, youth or non-federally funded providers). HMIS stores enrollment and demographic data for homeless individuals and families staying in ES or TH. People residing in TH or ES on the night of the count were not given the same survey as Unsheltered population because the data for the Sheltered population was collected through the program survey or HMIS data.

The combination of the Sheltered and Unsheltered count provides a snapshot of the homeless population in Albuquerque on one winter night. The snapshot is then shared with the community in this biennial report. The report serves both as a way to meet the federal reporting requirement for the PIT, but also to explain the data and to provide context to the community about people experiencing homeless in Albuquerque.

While the PIT count is currently the most widely-used methodology for enumerating people experiencing homeless, it is not an exact count and has a margin of error. The margin of error is due to the fact that the numbers are greatly affected by the level of community engagement, methodology, weather, incorrect data submissions, data being largely self-reported, etc. Numbers in this report should be taken to indicate trends rather than exact, unwavering figures.

¹ <https://files.hudexchange.info/resources/documents/Notice-CPD-18-08-2019-HIC-PIT-Data-Collection-Notice.pdf>

(2) Questions and Limitations

a) Is the PIT count conducted every year?

The PIT count is conducted every year. However, HUD only requires that communities include an Unsheltered count biennially (every other year). NMCEH publishes this report on years in which the Unsheltered count is conducted.

b) Does this report reflect statewide data?

This report only covers the City of Albuquerque. The state of New Mexico has two Continuums of Care (CoC): Albuquerque CoC and the Balance of State CoC. Each CoC conducts separate counts for their respective geographical coverage area. **For more information about other NM communities contact:**

NMCEH Santa Fe Office
info@nmceh.org
505-982-9000

c) Are these numbers representative of the exact number of people experiencing homelessness?

These numbers should be looked at to understand trends over time instead of taken as exact figures. Hundreds of hours were spent collecting, entering, and validating this data, however, PIT count numbers were submitted or collected by hundreds of different community members, service providers, and individuals currently experiencing homelessness. The reliability of this count can be influenced by many factors, such as: number of volunteers, understanding of training, and weather. Additionally, most of this data is self-reported directly from people experiencing homelessness.

d) Are individual's data shared with law enforcement or the government entities?

Data is shared only in aggregate form and is distributed equally to all community members. Additionally, the unsheltered survey, only collects enough information to de-duplicate surveys, there is never enough information provided, or asked for, to identify an individual person.

e) Is it ethical to “count the homeless”?

The PIT count is a federal requirement, and it is implemented with training and compassion. We count how many people there are experiencing homelessness to understand the causes of their experience, to develop new interventions, and to connect them to services. We count people experiencing homelessness because we do not want them to become invisible.

f) Do most people experiencing homelessness in Albuquerque come from outside of Albuquerque?

According to the data collected from the unsheltered survey, most people experiencing unsheltered homelessness in Albuquerque were residents of Albuquerque prior to becoming homeless. Data has not recently been collected for how long people experiencing sheltered homelessness have resided in Albuquerque.

g) Do most people experiencing homelessness have mental illness or substance abuse issues?

Our report showed that only 33% of adults experiencing homelessness self-reported having mental health issues. This percentage is slightly larger than the estimated 18.9% of the total American population experiences any mental health issues (NAMI, 2017)². Similarly, 28% of the adults reported substance abuse compared to 10% of the total American population (SAMHSA, 2017)³.

² https://www.nimh.nih.gov/health/statistics/mental-illness.shtml#part_154785

³ <https://www.samhsa.gov/data/report/2017-nsduh-annual-national-report>

h) How is “homeless” defined?

For this report, the HUD definition of homeless was used to determine living situation⁴. This does not include people who are doubled up with family or friends, couch surfing, unstable living conditions, or residing in substandard living conditions nor does it include additional federal or local definitions of homelessness. The PIT counts two types of living situations: those residing in an unsheltered situation and those residing in a sheltered situation on the night of January 28th, 2019.

Sheltered Homeless: are those who, on the night of the count, are residing in an emergency shelter, motel paid through a provider, or transitional housing program.

Unsheltered Homeless: are those that are sleeping in places not meant for human habitation, including: streets, parks, alleys, the Bosque, underpasses, transfer stations, all night commercial establishments (e.g., waiting rooms, laundromats, restaurants), abandoned buildings, building roofs or stairwells, caves, campgrounds, vehicles, and other similar places.

i) Why is Hispanic/Latino not classified as a race?

This is an example of how federal terminology does not always line up with how people actually talk or identify. For reporting, HUD defines the Hispanic or Latino as an ethnicity that refers to a person of Cuban, Mexican, Puerto Rican, South or Central American, or other Spanish culture or origin and states that Hispanics or Latinos can be of any race.

j) Limitations of the PIT count

a. Multi-day count

NMCEH coordinates the PIT count over multiple days. This practice introduces many variables that are difficult to control during data entry and clean-up. For example, the multiple-day count increases the likelihood of duplicated surveys. It also relies on people retroactively self-reporting that they were homeless on the night of the count, up to a week after the night in question. It is not uncommon that people who were actually unsheltered that night but had found temporary or permanent shelter in the following days and would not have been counted using this method. Additionally, through this method the volunteers are out conducting the count during the day, when many people could be traveling, indoors with friends and family, or visiting a day program that may not be covered by the efforts.

b. Refusals

Feedback from people conducting the PIT count indicated that it is difficult to discern what may count as a full refusal to answer a question or participate entirely, as not all participants may blatantly refuse, but rather avoid answering. These circumstances can be hard to navigate, but are common. People experiencing homelessness are often concerned about participation in surveys for various reasons.

c. Missing data

Some surveys were returned with incomplete data. Household member’s data was the most sparsely collected. Because names are not collected for children, it was not possible to reliably "de-duplicate" this population. For example, if they were staying with other youth or adults according to the survey, it is likely, but not guaranteed, that the others were surveyed as well.

d. HUD racial/ethnicity categories

People do not always answer these questions in the way HUD intended and people who are multi-racial are required to be grouped into the two-or-more race category. This greatly obscures individuals' diverse racial backgrounds, and may especially disproportionately reduce the Hispanic/Latino count.

⁴ https://files.hudexchange.info/resources/documents/HEARTH_HomelessDefinition_FinalRule.pdf

(3) 2019 Point-In-Time Count Methodology

(a) Data Sources

(i) PIT unsheltered survey

The survey used a 13-question survey developed through collaboration with NMCEH, City of Albuquerque, and the PIT Planning Committee. Completed surveys were entered into a spreadsheet that was developed by NMCEH to organize all responses for further data cleaning. The survey used is included at the end of this report for reference.

Additional questions

Additional questions were added to the unsheltered survey that were not captured for the sheltered count through HMIS data or the Non-HMIS agency survey. These questions are used to understand trends of people residing in an unsheltered living situation. The following questions were added:

- How long have you lived here (City/Town/Village)?
- What is the last city or state you resided in before coming here?
- Since the Fall, how often have you stayed at the Westside Shelter (formerly called the winter shelter)?
- What are some of the reasons you do not stay at the Westside Shelter?

Locations

a) Site-based: Community volunteers conducted the survey with people as they accessed site-based services. Site-based services are those services that are located in a set place that people have to travel to in order to access. Examples of participating agencies include meal service sites and community health centers. Where possible, the unsheltered survey was administered to every person accessing services during the two-days of count activities. However, at some sites it was not possible to administer the survey to every person who accessed services during the 2-day window and some people refused, were sheltered on the night of the count, or had already completed the survey.

b) Street Outreach: The PIT Planning Committee identified roughly 60 square miles throughout the City of Albuquerque where people would most likely be residing based on the trends that the providers had been seeing recently. The coverage included all four quadrants of the city, targeting the places identified as “hot spots”. Approximately 29 street outreach workers went to designated areas at specified times to conduct surveys and try to connect people to services. All surveys were returned to the NMCEH. NMCEH staff entered the surveys into a spreadsheet. Then staff used the first two letters of their first name, last two letters of their last name, year of birth and gender to create a unique identifier for this person. Duplicate records were eliminated if the unique identifier and the answer to where the person slept on January 28th, 2019 were the same.

(ii) HMIS Shelter and Transitional Housing data

Demographic information for individuals staying in emergency or transitional shelters on January 28th, 2019 were extracted from the HMIS database. This data was similar to the data collected through the unsheltered survey minus the additional unsheltered question list above.

(iii) Non-HMIS participating Emergency Shelters and Transitional Housing

Shelters and Transitional Housing programs that were not participating in HMIS completed an alternative survey that was returned to NMCEH, with particular questions depending on the type of program and that reflected what would be captured in HMIS. Due to the sensitive nature of the populations of these Shelters and Transitional Housing programs (e.g., domestic violence shelters), only aggregated data was collected

(b) Data Entry and Cleaning

(i) General data cleaning

In order to ensure data was accurate, NMCEH completed extensive data clean-up. This involved logic checks on variables to make sure calculated fields were correct, manually reviewing and correcting spelling errors, and comparing population totals with outside agencies in order to establish accuracy.

(ii) Duplicates

Because NMCEH coordinated the PIT count over a 2-day period, which leads to a higher amount of duplicated records. Additionally, some of the unsheltered surveys were included if there was enough qualitative data provided to de-duplicate the record. To remove duplicates from the completed datasets, NMCEH ran a script to search for duplicated unique identifiers within the sheltered and unsheltered datasets. Within the Sheltered count, HMIS data is able to automatically remove duplicate records.

(c) Unsheltered Survey Determinations

Additional determinations were needed to satisfy HUD reporting requirements for populations and subpopulations, the information collected in the unsheltered survey allowed NMCEH to make the following determinations:

(i) Literal Homelessness

Question #2 on the unsheltered survey asked where a person was residing on the night of the count, rather than asking if they are “homeless”. NMCEH used the answers to determine if the living condition matched HUDs definition of literal homelessness. Persons not experiencing literal homelessness defined by HUD were excluded from the PIT count, if these persons were staying in an Emergency Shelter or Transitional Housing program, they would be included in the sheltered count.

(ii) Chronically Homeless

Chronically homeless individuals, per HUDs definition, must be homeless and living or residing in "a place not meant for human habitation," or in an emergency shelter continuously for at least one year or on at least four separate occasions in the last three years where the combined length of time homeless in those occasions is at least 12 months, AND the individual must have a disabling condition that is expected to be long lasting and impeding their ability to sustain housing independently.⁵ NMCEH used questions 2 & 7 to determine if a person may be experiencing chronic homelessness.

(iii) Households Without Children

Households without children included adult singles and couples with no children.

(iv) Households with at least one adult and one child

Otherwise known as "families," these households currently had at least one adult and at least one minor.

(v) Households with only children

These households included individual(s) under the age of 18 with no legal guardian or parent.

(vi) Parenting Youth

Parenting youth include youth (age 18-24) that have at least one minor in their care and no adults, over the age of 24, in the household.

(vii) Unaccompanied Youth and minors

Unaccompanied youth includes youth between (age 18-24) who live without a parent or legal guardian.

Unaccompanied minors included children age 17 or younger who live without a parent or legal guardian.

⁵ <https://files.hudexchange.info/resources/documents/Defining-Chronically-Homeless-Final-Rule.pdf>

(4) Results

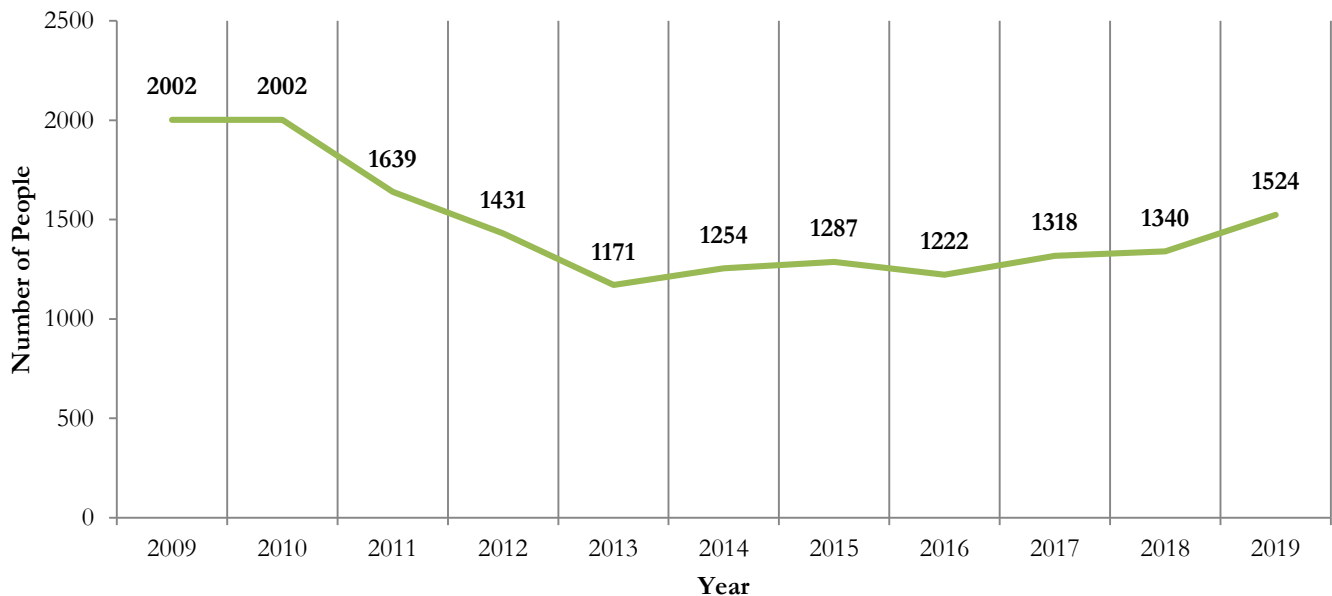
Overall Numbers

The following data was collected from unsheltered and sheltered people experiencing homelessness and are organized by the living situation as captured for January 28th, 2019.

Table 1. The total estimated number of people experiencing homelessness on January 28th, 2019.

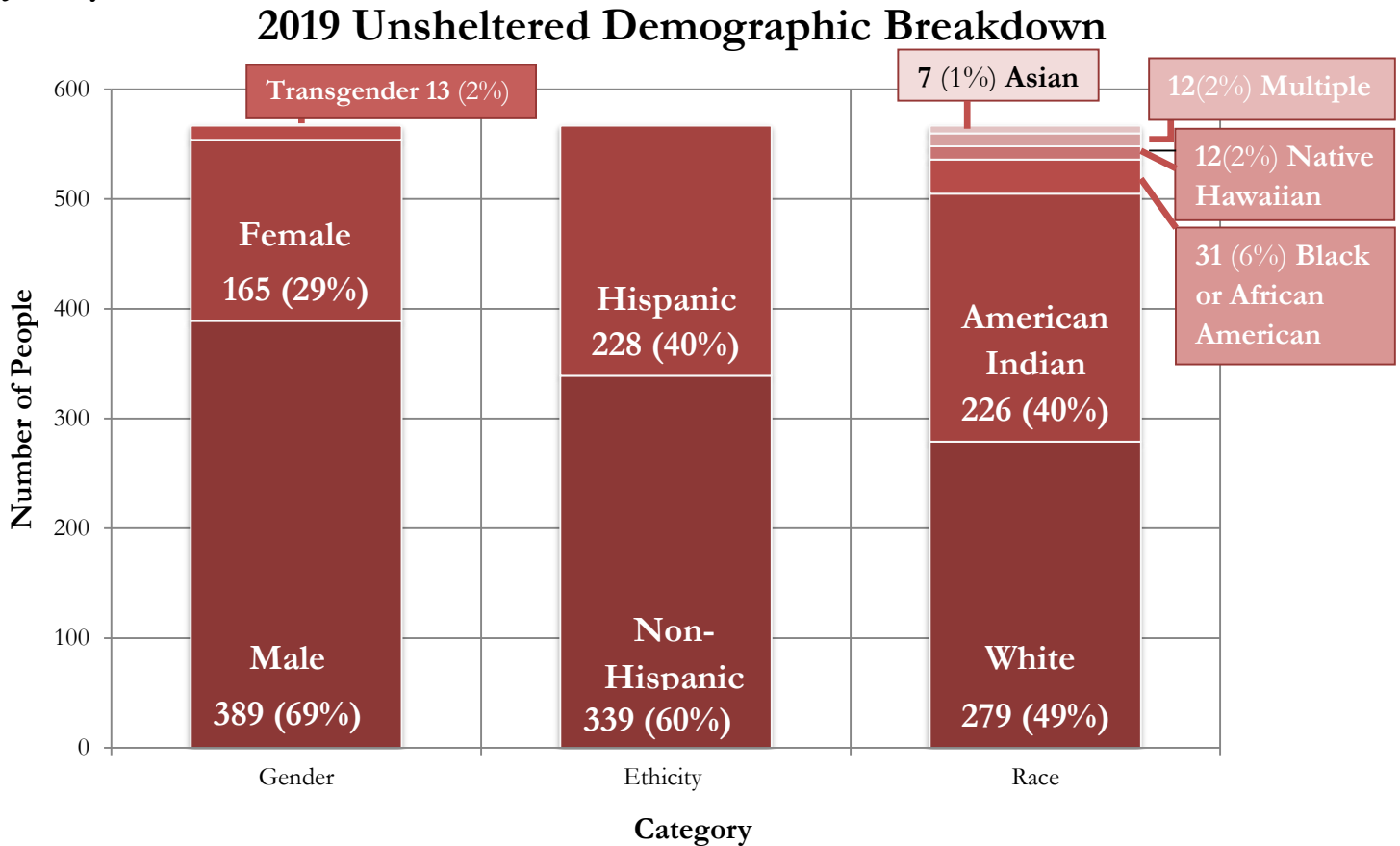
	Emergency Shelters	Transitional Housing	Unsheltered	Total
Households with at least one Child	157	123	20	300
Households without children	558	89	545	1192
Households with only Children	20	10	2	32
Total	735	222	567	1524

Figure 1. Total estimated number of people counted during the Point-In-Time counts from 2009-2019



(4a.) Unsheltered Breakdown 2019

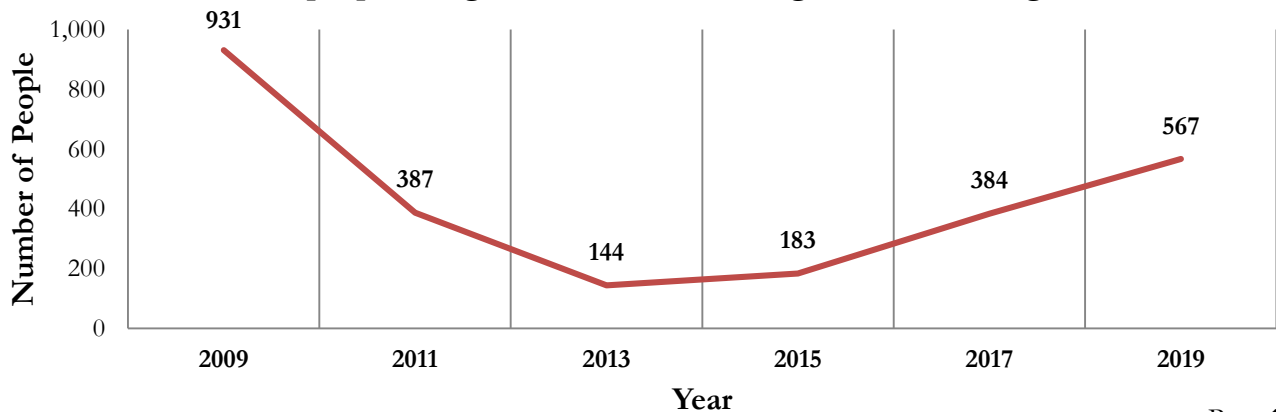
Figure 2. This is the breakdown demographic data for people residing in an unsheltered location on the night of January 28th.



Of the people surveyed in an unsheltered living situation:

- 226 (40%) identified as American Indian or Alaskan Native
- 335 (59%) identified as chronically homeless
- 545 (96%) identified as households without children (singles)
- 253 (45%) identified with a mental health issue
- 249 (43%) identified with substance use
- 167 (29%) identified as not from Albuquerque (*52 (31%) were from other parts of NM*)
- 41 years old was the average age of people surveyed

Figure 3. Estimated number of people living in an unsheltered living condition during the PIT counts 2009-2019.



What you need to know about the 2019 Unsheltered data

NMCEH used similar methodologies for the Unsheltered 2015, 2017, and 2019 PIT counts, so comparison of the three different counts is reasonable. In 2019, we counted 567 people who reported living in a place not meant for human habitation on the night of January 28th. This is an increase of 48% from the 2017 PIT count and an increase of nearly 210% from the 2015 PIT count. This apparent increase in unsheltered persons counted highlights the effectiveness gained by planning strategic approaches that target the unsheltered homeless more effectively. However, it is worth noting that the number of people experiencing unsheltered homelessness is significantly lower than what was reported during the 2009 PIT count.

Based on the recommendations of the PIT planning committee, outreach activities moved from three 8-hour day time shifts in 2017 to four 2-hour day time shifts during this count. The temperature during the 2-day Unsheltered count was consistent on both days with highs of 49°F during the day and 27°F overnight into the early morning. The times in which the Unsheltered count took place was changed to reduce the likely hood of duplication between meal sites and street outreach. The increased knowledge within the Albuquerque CoC about where people are more likely to be residing, along with shifts in day-time hours and higher temperatures, increased the number of individuals that were surveyed during street outreach for the 2019 count. As in 2017, we utilized only staff trained in street outreach to conduct outreach activities and volunteers at site-based locations. Using this process has allowed the providers to offer additional services to those that would otherwise not access services through street outreach.

In 2019, the total number people that identified as American Indian or Alaskan Native increased from the previous Unsheltered count in 2017 by 32%, from 170 to 226. This increase was less than the total increase of all people surveyed, but still represents that largest demographic of all people experiencing unsheltered homelessness. White Hispanics made up the second largest demographic with 25%, or 139 total people, reporting that they identify as that ethnic group.

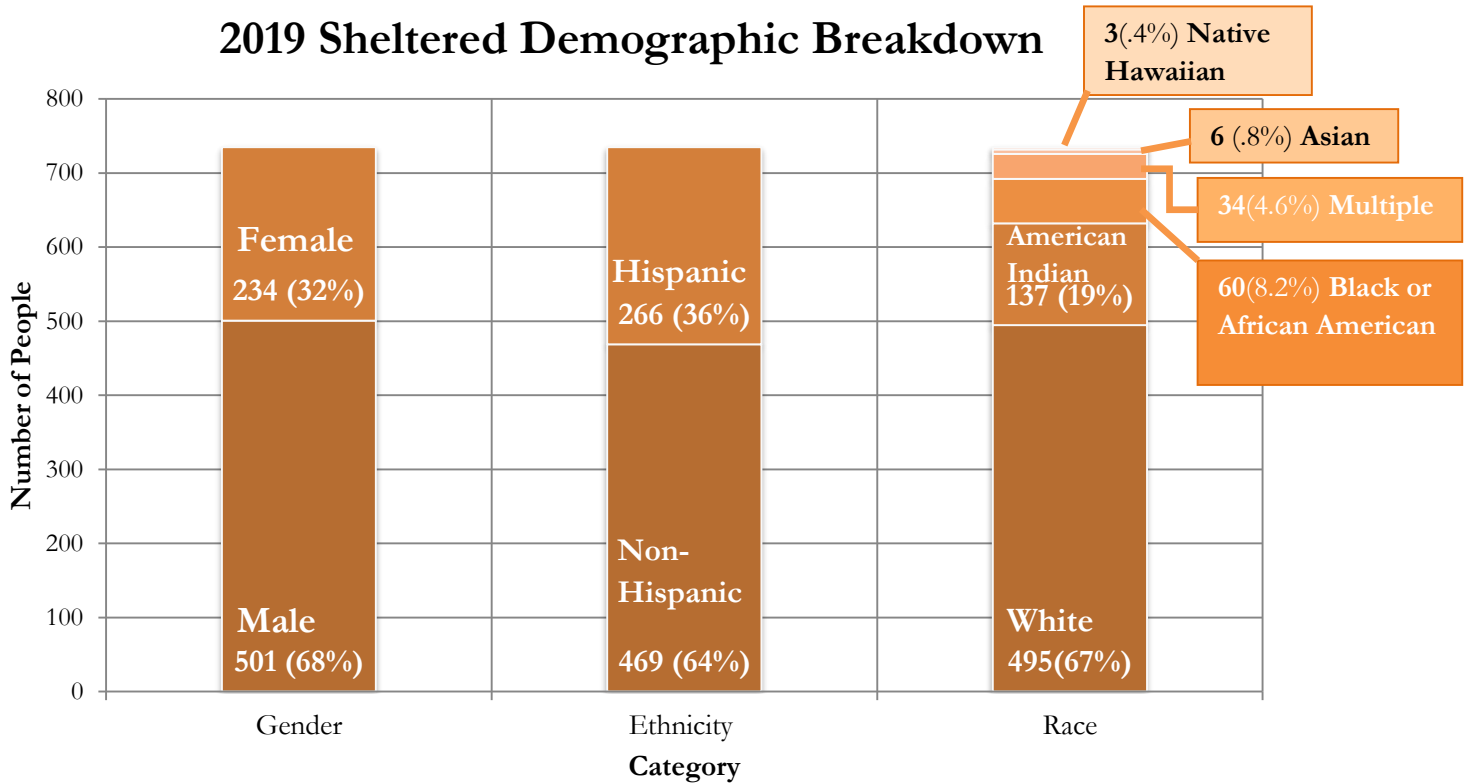
Also in 2019, we counted an increase amongst adults with a mental illness of nearly 80%, from 141 adults in 2017 to 253 adults. Additionally, those identifying as suffering with substance abuse issues increased by 83%, from 136 adults in 2017 to 249 adults in 2019. Most of the people experiencing homelessness in Albuquerque do not identify as experiencing a mental illness or substance abuse issue.

There were additional questions added to the 2019 unsheltered survey to provide data on the inflow of people experiencing homelessness into the city of Albuquerque. We counted 29% (167) of people that were not residents of Albuquerque before experiencing homelessness. Of the 167, which came to Albuquerque already experiencing homelessness, 52 self-identified as coming from another part of the state. The remaining 115 people came from other states.

It is important to remember that the Unsheltered PIT Count does not provide a complete picture of people in our community. Not everyone agrees to participate in the survey, and it is not likely that we were able to locate everyone staying outside during street outreach activities. Even with these limitations, the PIT Count provides important data for our community that can be used to develop effective strategies for ending homelessness in Albuquerque.

(4b.) Emergency Sheltered Breakdown 2019

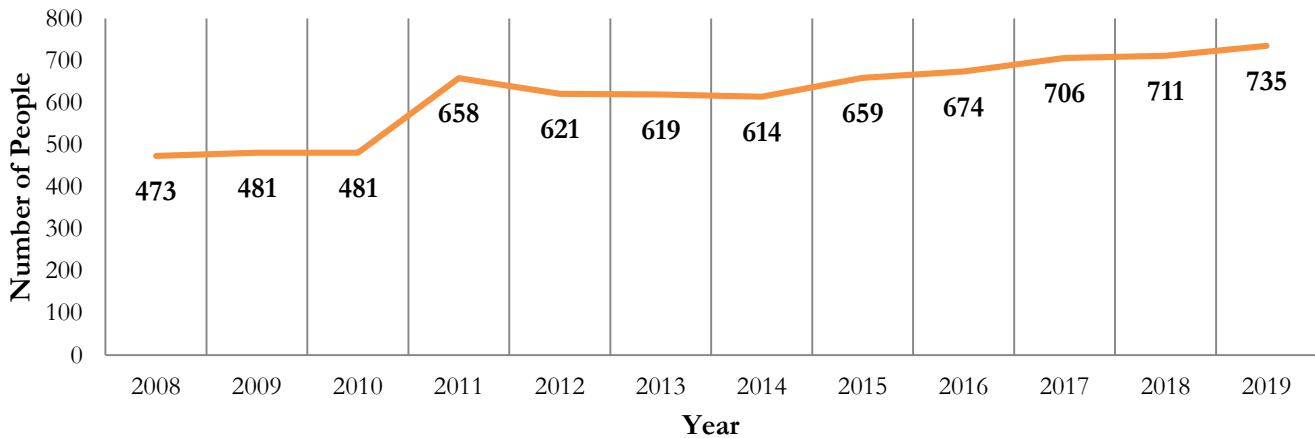
Figure 4. This is the breakdown demographic data for the estimated people residing in an Emergency Shelter location on the night of January 28th.



Of the data collected from Emergency Shelters:

- 137 (18%) identified as American Indian or Alaskan Native
- 255 (34%) identified as chronically homeless
- 558 (75%) identified as households without children (singles)
- 185 (25%) identified with a mental health issue
- 138 (18%) identified with substance abuse issue

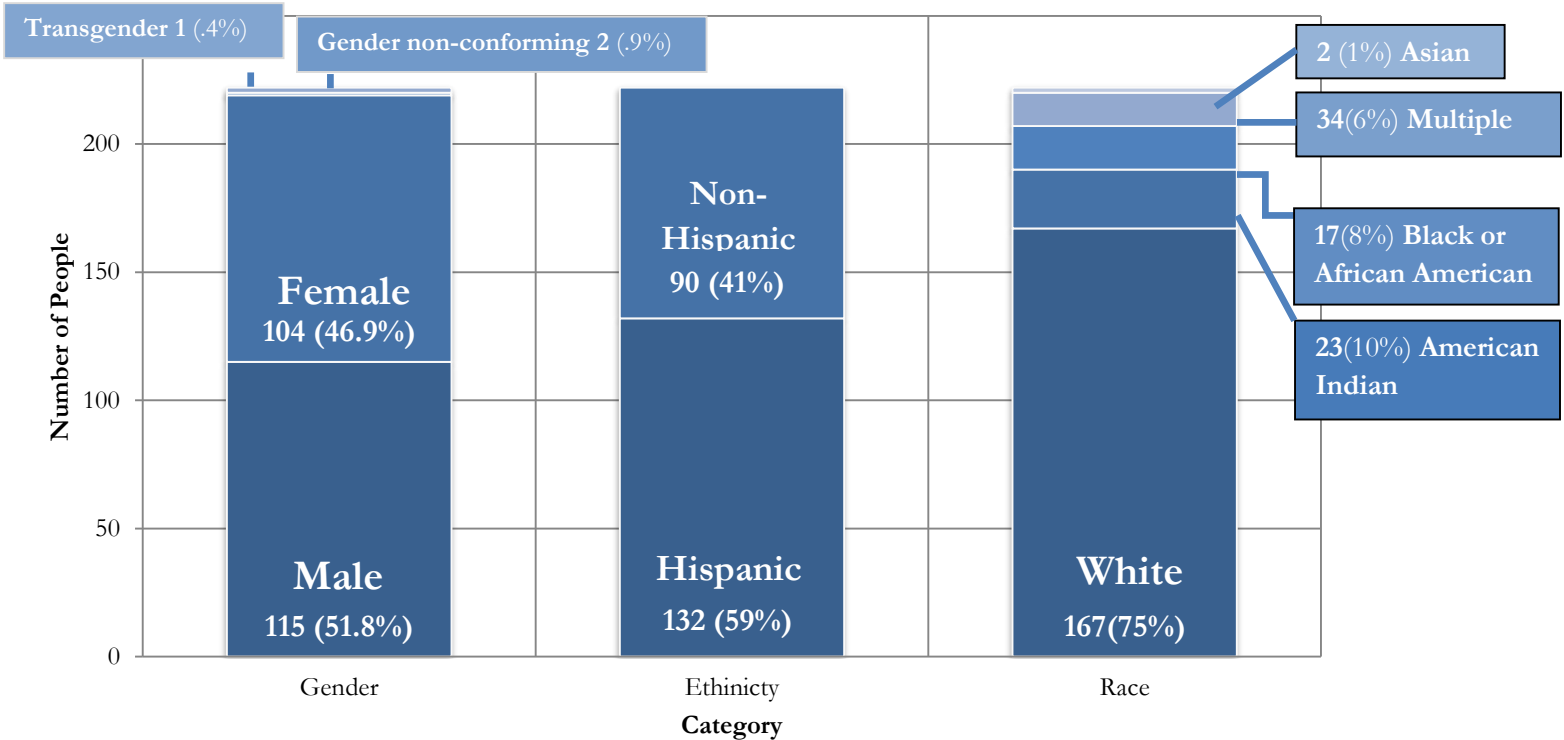
Figure 5. Estimated number of people living in an Emergency Shelter living condition during the PIT count 2009-2019.



(4c.) Transitional Housing Breakdown 2019

Figure 6. This is the breakdown demographic data for the estimated people residing in a Transitional Housing location on the night of January 28th.

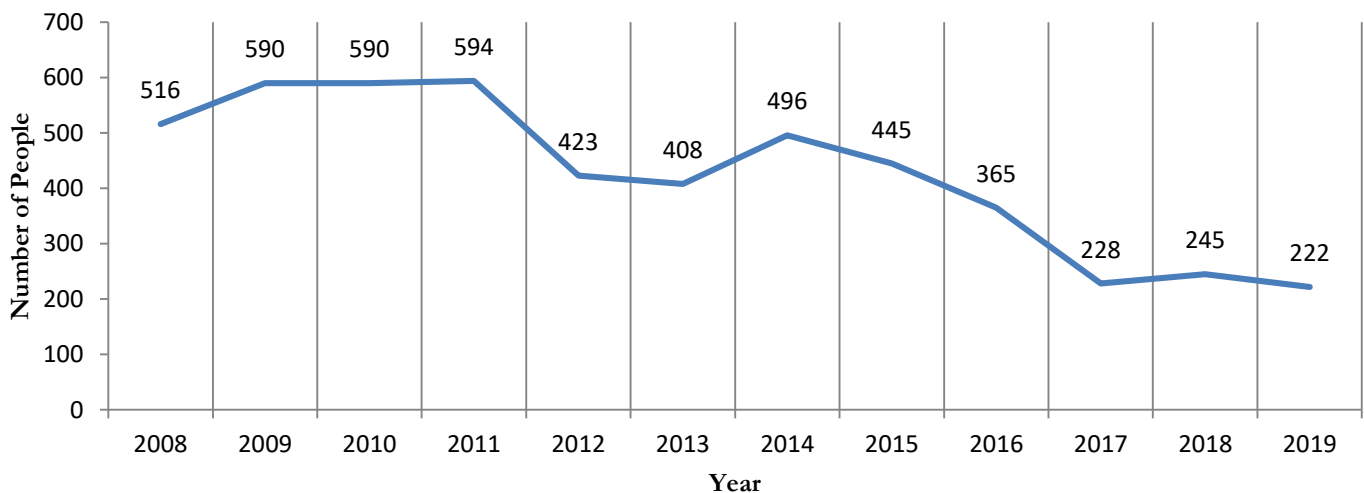
2019 Transitional Housing Demographic Breakdown



Of the data collected from transitional housing programs:

- 23 (10%) identified as Native American
- 89 (40%) identified as households without children (singles)
- 66 (30%) identified with a mental health issue
- 47 (21%) identified with substance use

Figure 7. Estimated number of people living in Transitional Housing program during the PIT count 2009-2019.



What you need to know about the 2019 Sheltered data

Emergency Shelter

This data only encompasses Emergency Shelters that are within the Albuquerque city limits. Emergency Shelters that are physically located outside of the city limits are considered part of the Balance of State CoC and cannot be included in this report.

NMCEH's methodology for aggregating Emergency Shelter data has not changed much over the years, therefore comparison of the different counts is practical. In 2019, we recorded 735 people who were residing in Emergency Shelters on the night of January 28th. This is a minor increase of 3% from the 2018 Sheltered PIT count, this slight increase of persons in Emergency Shelters aligns with Albuquerque's maintained number of shelter beds.

Based on the aggregated data, we see that the total number people that identified as American Indian or Alaskan Native is proportionately less than those residing in an unsheltered situation, wherein, American Indians or Alaskan Native make up 40% and 18% respectively. We see people that identify as White make up roughly 495 (67%) of all people residing in emergency shelters, and is disproportionately larger than those residing in an unsheltered situation, 279 (49%).

Also, we see that adults that reported a mental illness that decreases amongst people residing in emergency shelters compared to unsheltered. Nearly twice as many people that were living in an unsheltered situation reported having a mental illness, wherein 258 (45%) unsheltered reported and 185 (25%) for people residing in shelters. Additionally, nearly twice as many unsheltered people reported substance abuse, wherein 249 (43%) unsheltered reported compared to 138 (18%) sheltered reported. People residing in an Emergency Shelter that identify with either a mental health issue or substance abuse resembles more of the general American population.

The sheltered PIT count does rely heavily on accurate and timely data from Emergency Shelters. Remember that data collected does not provide an exact number, but rather a snapshot of people in our community. Even with these limitations, the sheltered PIT Count provides important data for our community that can be used to develop effective strategies for ending homelessness in Albuquerque.

Transitional Housing

Transitional housing in Albuquerque is unique and largely targeted to certain subpopulations, including, but not limited to: Veterans, people that have substance abuse and mental illness, or survivors of domestic violence. We see that the demographic break down reflects the program constructions. As with Emergency Shelters, the Transitional Housing PIT counts only include Transitional Housing programs that are within the Albuquerque City limits. Transitional Housing programs that are physically located outside of the city limits are part of the Balance of State CoC and cannot be included in this report.

NMCEH's methodology for the aggregating Transitional Housing data has not changed much over the years, therefore comparison of the different counts is practical. In 2019, we recorded 222 people who were residing in a Transitional Housing on the night of January 28th. This is a decrease of 9% from the 2018 Sheltered PIT count, and subsequently we see the trend of Transitional Housing decreasing over the last ten years.

(5) Acknowledgments

Together, we...

Collaborated on 50+ hours of strategic planning

Canvassed 60 square miles

Performed 500+ hours of volunteer time

Conducted 150+ hours of data entry and cleanup

Thank you- providers, community members, and volunteers!

You made the 2019 Point-In-Time count a success.

We couldn't have done it without you!!

A New Day Youth and Family Services
Albuquerque Health Care for the Homeless

APD Crisis Intervention Team

Barrett Foundation, Inc.

Catholic Charities of Central New Mexico

City of Albuquerque

Good Shepherd Center

Goodwill industries of New Mexico

First Nations

Heading Home

Family Promise of Albuquerque

Mortgage Finance Authority of New Mexico

New Mexico Coalition to End Homelessness

New Mexico Veterans Integration Center

New Mexico Veteran's Administration

S.A.F.E. House

HopeWorks (formerly St. Martin's)

APS Title 1

Steel bridge Women in Crisis Center

The Rock at NoonDay

Transgender Resource Center

Western Skies

(6) Resources

HUD Requirements & definitions

Continuum of Care: <https://www.govinfo.gov/content/pkg/CFR-2017-title24-vol3/xml/CFR-2017-title24-vol3-part578.xml>

Point-In-Time Count: <https://files.hudexchange.info/resources/documents/Notice-CPD-18-08-2019-HIC-PIT-Data-Collection-Notice.pdf>

Homeless Definition:

https://files.hudexchange.info/resources/documents/HEARTH_HomelessDefinition_FinalRule.pdf

Chronic Homeless Definition: <https://files.hudexchange.info/resources/documents/Defining-Chronically-Homeless-Final-Rule.pdf>

Nationwide PIT counts since 2007: <https://www.hudexchange.info/resource/3031/pit-and-hic-data-since-2007/>

Previous Albuquerque Point-In-Time Counts

2017: <http://www.nmceh.org/pages/reports/2017%20ABQ/2017%20PIT%20Count%20Report.pdf>

2015: <http://www.nmceh.org/pages/reports/2015%20ABQ/2015%20PIT%20Count%20Report%20Final%20April%202015.pdf>

2013: <http://www.nmceh.org/pages/reports/ABQ%20PIT%20Count%20Report%20-%20Final%20March%202013.pdf>

2011: http://www.nmceh.org/pages/reports/2011ABQ_PIT_Report.pdf

2009: http://www.nmceh.org/pages/reports/2009_PIT_Count_Report-Final.pdf

For any questions regarding this report contact:

Hana Gossett
Albuquerque Continuum of Care Director
hana-g@nmceh.org
505-433-5175
www.nmceh.org



New Mexico
Point in Time Survey
January 28th 2019

Interviewer's Name:	
Date:	Time:

START HERE: I am doing an anonymous survey today to learn more about the housing status of people in our community. The survey is completely voluntary and takes only 3-5 minutes to complete. If you chose to participate, you can skip any question that you don't wish to answer or stop the survey at any time. Would you be willing to take the survey today?

1) Ask if the person has already completed a survey about where they stayed on Monday, January 28th.
If they have not completed the survey, move on to the next question.
If they have already completed the survey, thank them for their time and do not move forward with the survey.

2) Did you stay in one of the locations listed below on the night of Monday, January 28th?

- Abandoned Building
- Bus or Train Station
- Car
- Emergency Shelter
- Homeless, but won't say where
- Street, Park, Camping Ground or Other outdoor location
- Shed/Garage/Storage Unit
- Other location that could be considered unsheltered: _____

If they **did not** stay in one of the locations listed above on the night of Monday, January 28th,
thank them for their time and do not move forward with the survey.
If they **did**, please continue with the survey.

First Two Initials of First Name:	First Two Initials of Last Name:
Age:	Month you were born:

Location:

#2 continued:

How long has it been since you had stable housing?
___ Days ___ Weeks ___ Months ___ Years

Including your current situation, how many separate times have you stayed in shelters or on the streets in the past 3 years?

If you added up each of these times, would you say it was more or less than 12 months?
___ More ___ Less ___ n/a

3) What gender do you most identify with?

- Female
- Male
- Transgender
- Gender Non-Conforming (i.e., not exclusively male or female)
- Refused to answer

4) Would you say that you are:

- Hispanic/Latino
- or**
- Non-Hispanic/Non-Latino
- Refused to answer

Flip page over to continue:



5) What race do you most identify with? Select all that apply.

American Indian or Alaskan Native

Tribal Enrollment (If the participant answered "American Indian"): _____

Asian

Black or African American

Native Hawaiian or Other Pacific Islander

White

Refused to answer

6) Have you served at least one-day active duty in the US Military?

Yes

No

Refused to answer

7) (Only ask if the person is over 18) Do you have or have you been told you have? Check all that apply.

A Mental Health Condition

A Substance Abuse Issue

HIV/AIDS

Any disabling condition of long duration, such as a chronic physical illness, traumatic brain injury, or a developmental disability

Refused to answer

8) (Only ask if the person is over 18) Is your current housing status a result of domestic violence?

Yes

No

Refused to answer

9) Did any family or household members, such as your child, spouse/partner or parent, stay with you on Monday, January 28th?

Yes

No

Refused to answer

If yes,

How many children under age 18 stayed with you? _____

How many people age 18-24 stayed with you? _____

How many people over age 24 stayed with you? _____

(Only ask if under 24 years of age) Did you stay with a parent or legal guardian? Yes No Refused to answer

10) How long have you lived here (City/Town/Village)?

_____ Months _____ Years

11) What is the last city or state you resided in before coming here? _____

12) Since the Fall, how often have you stayed at the Westside Shelter (formerly called the winter shelter)?

Every night

4+ nights per week

1-3 nights per week

Less than 1 time per week

Never

If they have not stayed at the shelter every night since the fall, please ask the following question.

13) What are some of the reasons you do not stay at the Westside Shelter?

Stays at other shelters when available

Believes that shelter does not accept pets

Does not want to leave their car overnight

It is too difficult to get to Coronado Park for pick up

If so, What would be a better pick up location for you? _____

Does not feel safe at the shelter

Feels the shelter is too far away

Other (please specify): _____